

# element<sup>TM</sup>

DESIGN. QUALITY. PURPOSE



ELEMENT J1900 POS TOUCH TERMINAL




# ELEMENT PRODUCT INFORMATION

## Element J1900

Element J1900 is a sleek & modular 15.6" widescreen all-in-one POS Terminal equipped with a VESA mount bracket in the rear. The aesthetic design of the chassis and the seamless integration of modular peripherals such as MSR and customer display make it the perfect unit for the retail and hospitality industries.

- Borderless design with True Flat, P-Cap multi-touch technology
- Fanless design with multiple CPU options
  - J1900 and i3-6100U (Under development)
- Modular design with blade peripherals, 3-Track MSR, customer display options (CDU)
- Easy access to I/O's
- Intelligent cable management
- Standard 1 year warranty.



# ELEMENT PRODUCT INFORMATION

## Element J1900

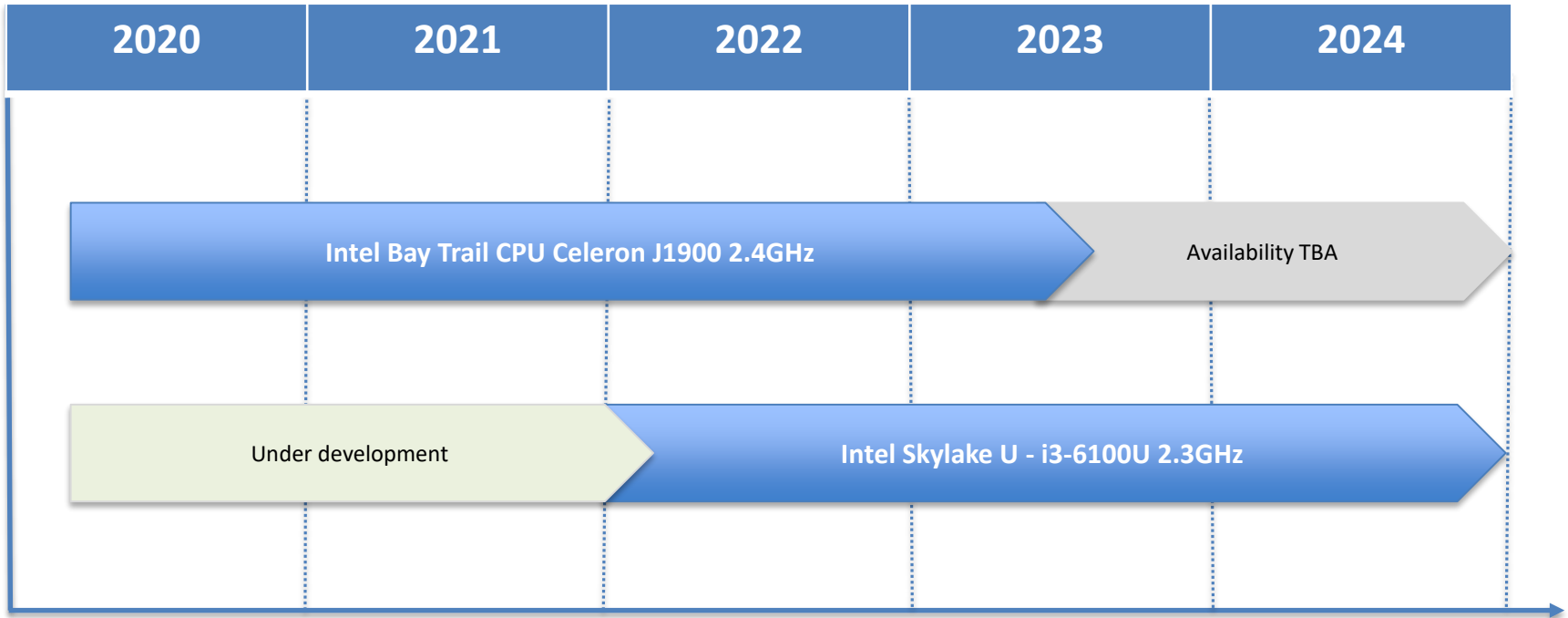
The Element J1900 is built with industrial grade components, the result is a POS terminal designed to be sleek and fashionable, whilst providing the power, performance and reliability needed for varied POS applications.

- Designed for industrial and commercial applications.
- Uses the long-term roadmap of Intel embedded chip sets.
- Built for the modern needs of Retail and Hospitality.
- 15.6" Widescreen display for modern applications.
- VESA standard mounting hole pattern 75mm x 75mm
- Dimension 380 x 313 x 240 mm (14.9" x 12.3" x 9.4")  
Weight 5.8 kg
- Strong hinge with tilt angle up to 165 degree



# ELEMENT PRODUCT ROADMAP

## Element J1900

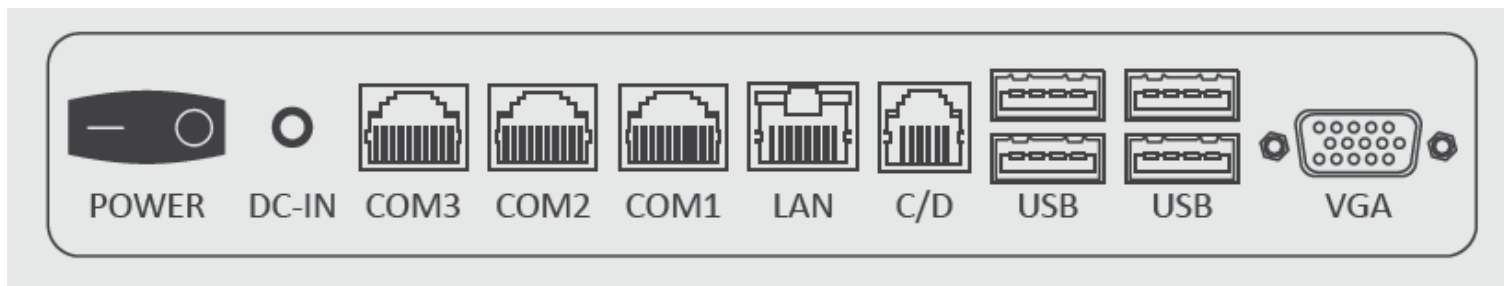


| CPU                   | Type  | Bench Mark | Single Thread |
|-----------------------|---|------------|---------------|
| i3-6100U 2.3GHz       | Laptop - 14W - 2 Core<br>(2 logic cores per physical) | 3603       | 1301          |
| Celeron J1900 1.99GHz | Desktop - 10W – 4 Core                                | 1853       | 534           |


# ELEMENT J1900 CONNECTIVITY


## Element J1900

### EASY ACCESS TO I/O PORTS



# ELEMENT SPECIFICATIONS

| Item          | Parameter  |
|---------------|--|
| CPU           | Intel Bay Trail CPU Celeron J1900 2.4GHz   |
| Display       | 15.6" TFT LCD Panel  |
| Resolution    | 1366 x 768   |
| Brightness    | 220 nits   |
| Touch Screen  | PCAP Multitouch Screen   |
| Memory        | 4GB / DDR3L  |
| Storage       | 2.5" 128GB SATA HDD<br>SSD SATA Interface Max. 1 TB  |
| Network       | 10/100/1000 Base-T Gigabit Ethernet  |
| Power         | 12V DC-IN  |
| Weight        | 5.8 kgs  |
| Dimensions    | 380 x 313 x 240 mm (WxHxD)   |
| OS            | Windows 10 IOT   |
| Environmental | 0°C ~ 40°C, 20% RH ~ 80% RH (Operating)<br>-20°C ~ 60°C, 10% RH ~ 90% RH (Storage)   |
| Safety        | CCC / CE / FCC   |
| Connectivity  | 3 x 2.0 USB, 1 x 3.0 U SB,<br>1 x VGA, 3 x COM,<br>1 x RJ45, 1 x RJ11, 1 x DC-IN   |
| I/O Ports     |  A diagram showing the I/O ports of the device. It includes a DC-IN port, three COM ports, a LAN port, a USB port, a VGA port, and a DC-IN port. |



element<sup>TM</sup>

[www.elementpos.co](http://www.elementpos.co)